


AZ Series • Flying Lead Current Transformers

Features

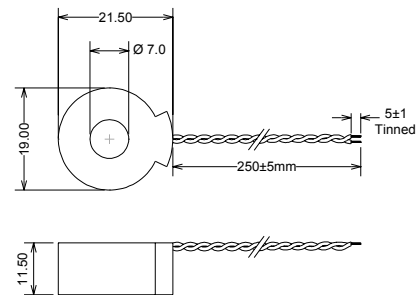
- Very high output voltage & linearity in small size
- Integral flying leads for ease of installation
- Large center-hole allows 6.3mm tabs
- Dielectric withstand voltage 4KVrms
- Operating temperature Range -40°C to +85°C
- All materials UL94V-0
- Manufactured in an ISO 9001:2015 and ISO 14001:2015 certified Talema facility
- Fully RoHS & REACH Compliant



Electrical Specifications at 20°C

Parameter	AZ-0500	AZ-0750	AZ-1000
Operating Frequency in Hz	50/60	50/60	50/60
Maximum Primary Current in Amps	25	40	50
Turns Ratio Nominal	500:1	750:1	1000:1
DC Resistance in Ohms Nominal	18	35	72
Rated Burden Resistance in Ohms	33	33	33

Mechanical Drawing

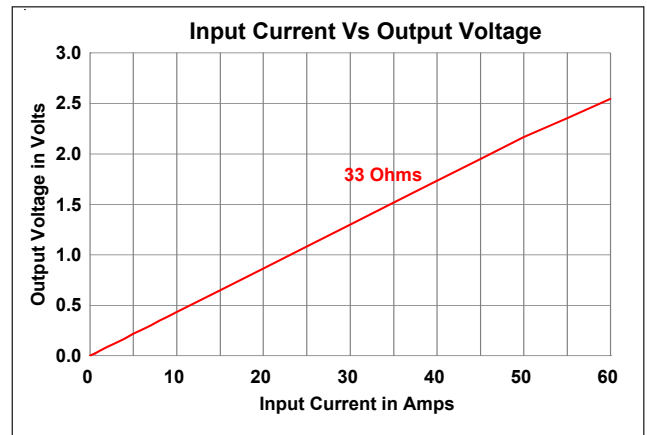
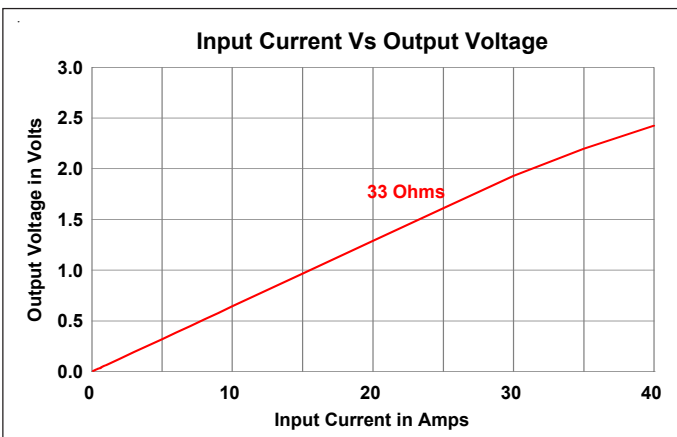


Lead outs: Flex UL1569 AWG24, 300V Rating, 250±5mm long out of trafo with 5mm tinned ends

AZ-0500

Response Curve

AZ-0750



AZ-1000

